



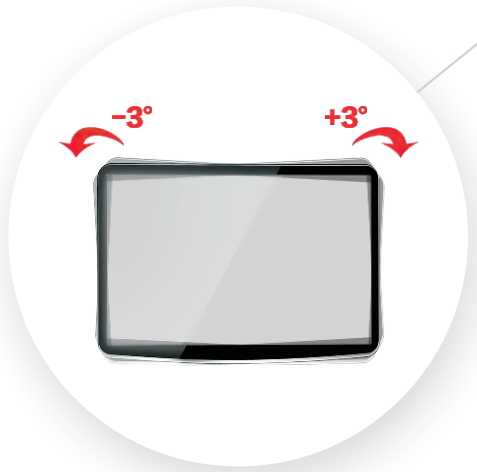
**Dynamics floating positioning**  
For free & smooth self-adjust dynamics floating upright positioning range up to 9.5" (240mm)  
Product built in durable gas-strut cylinder. Added conical joint between arms provides smooth and stable operation.




**Spring pivot joint tilt function**  
Gravity spring pivot joint enable tilt your screen and pivot from +15° to -5°.




**Wide range of swivel position**  
Lower and middle pivot joints provide swivel range up to 180°+.










**Screen leveling adjustment**  
To level your screen after installation, simply release 2 security nuts behind the tilt mechanism and tighten them again once the parallel of screen has set.



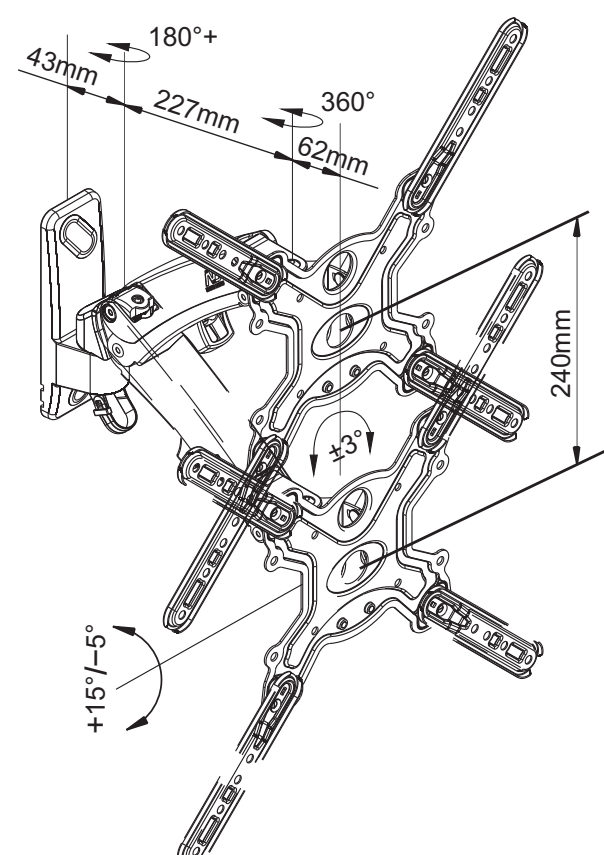
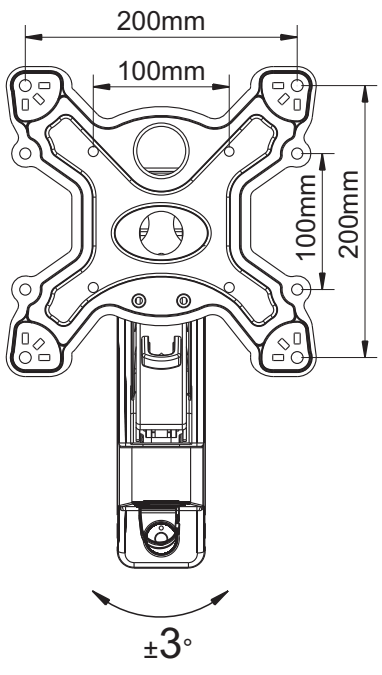
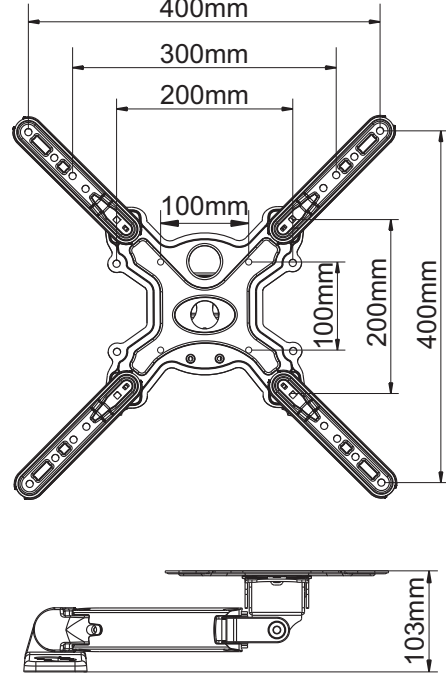
**Integrated cable management system**  
Internal cable management allows cables and wires to be routed inside the plastic cover for clean, clutter-free look.




SPECIFICATIONS

						
TV size	Load	VESA pattern	Tilt angles	Swivel angles	Upright	Materials used
40"-50"	17.6-35lbs(8-16kg)	100*100-400*400mm	+15°/-5°	180°+	9.5"(240mm)(Max)	Alu alloy

LINE DIMENSIONS



CLICK | [www.nbavmount.com](http://www.nbavmount.com)